

Modified Chapter 13 Plan

Attorneys filing a modified Chapter 13 plan before confirmation must select the appropriate CM/ECF event based on whether sufficient notice time remains before the currently scheduled confirmation hearing.

Use the following events for pre-confirmation plan modifications:

Modified Chapter 13 Plan: Select this event when the currently scheduled confirmation hearing date can remain unchanged because there is adequate notice time for creditors, the trustee, and other parties in interest to review the modified plan before the existing confirmation hearing date.

Modified Chapter 13 Plan and Notice of Confirmation Hearing: Select this event when a different confirmation hearing date must be scheduled because there is insufficient notice time before the currently scheduled confirmation hearing. This event will continue the confirmation hearing to a future Chapter 13 calendar date and provide notice of the continued hearing. A separate Agreed Continuance is not required for the confirmation hearing when utilizing this event.

If a Motion to Dismiss is scheduled in conjunction with the confirmation hearing and the filing of the modified plan does not result in withdrawal of the Motion to Dismiss, the filer must still separately file a Notice of Agreed Continuance regarding the Motion to Dismiss hearing.

Once a Chapter 13 plan has been confirmed, any subsequent changes to the confirmed plan must be filed using the Motion to Modify Chapter 13 Plan event.

Contents

Quick Reference:.....	2
Modified Chapter 13 Plan	2
Modified Chapter 13 Plan and Notice of Confirmation Hearing.....	4

Quick Reference:

<ul style="list-style-type: none"> • Before confirmation + sufficient notice time = Modified Chapter 13 Plan event
<ul style="list-style-type: none"> • Before confirmation + insufficient notice time = Modified Chapter 13 Plan and Notice of Confirmation Hearing event
<ul style="list-style-type: none"> • Modified Chapter 13 Plan and Notice of Confirmation Hearing + Separate Motion to Dismiss pending = Agreed Continuance of Chapter 13 Motion to Dismiss event
<ul style="list-style-type: none"> • Post confirmation modification of plan = Motion to Modify Chapter 13 Plan event

Modified Chapter 13 Plan

<p>1. Post-Petition Events > Plan/Disclosure Statement</p>	<p>Post-Petition Events Appeals (bankruptcy) Applications (bankruptcy) Conversions Debtor Certifications Motions (bankruptcy) Motions (Chapter 11 First Day Only) Notices (bankruptcy) Other Case Events Plan/Disclosure Statement Response/Objection InBox (new) Call Before Use</p>
<p>2. Select Modified Chapter 13 Plan. Click Next.</p>	<p>Available Events (click to select events) Amended Disclosure Statement Chapter 11 Plan Chapter 11 Small Business Plan Chapter 11 Small Business Subchapter V Plan Chapter 12 Plan Chapter 9 Plan Creditor Ballots (Restricted Document) Disclosure Statement Modified Chapter 11 Plan Modified Chapter 11 Small Business Plan Modified Chapter 11 Small Business Subchapter V Plan Modified Chapter 12 Plan Modified Chapter 13 Plan Modified Chapter 13 Plan and Notice of Confirmation Hearing Modified Chapter 9 Plan Notice of Substantial Consummation</p> <p>Next <input type="button" value="Clear"/></p>

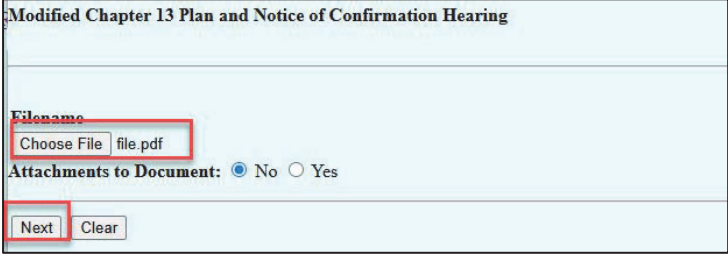
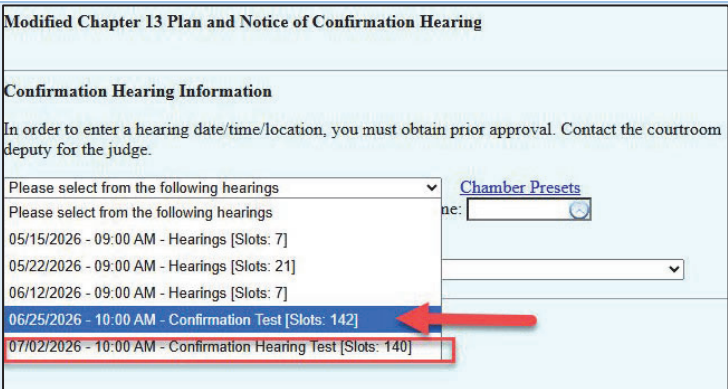
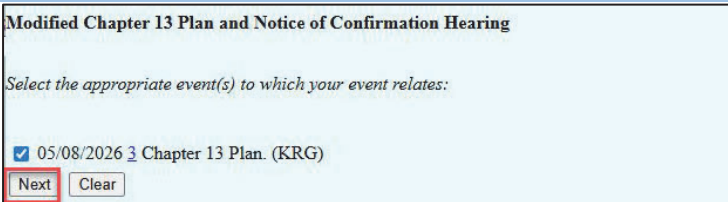
<p>3. Select filing party.</p> <p>Click Next.</p>	<div style="border: 1px solid black; padding: 10px;"> <p style="text-align: center;">Select the Party:</p> <div style="border: 1px solid black; padding: 5px;"> <p>Burrell, Gregory A [Trustee] ▲</p> <p>Gergich, Gayle [Debtor 2]</p> <p>Gergich, Jerry [Debtor 1]</p> <p>US Trustee, [U.S. Trustee]</p> </div> <p style="text-align: right;">Add/Create New Party</p> <p><input type="button" value="Next"/> <input type="button" value="Clear"/></p> </div>
<p>4. Select preconfirmation or postconfirmation.</p> <p>Click Next.</p>	<div style="border: 1px solid black; padding: 10px;"> <p style="text-align: center;">Is this a preconfirmation or postconfirmation plan?</p> <p><input checked="" type="radio"/> Preconfirmation</p> <p><input type="radio"/> Postconfirmation</p> <p><input type="button" value="Next"/> <input type="button" value="Clear"/></p> </div>
<p>5. Review.</p> <p>Click Next.</p>	<div style="border: 1px solid black; padding: 10px;"> <p>Modified Chapter 13 Plan</p> <p style="color: red;">This event does not modify the currently scheduled confirmation hearing date. Use only when adequate notice can be provided for the existing hearing date.</p> <p><input type="button" value="Next"/> <input type="button" value="Clear"/></p> </div>
<p>6. Make appropriate selection.</p> <p>Click Next.</p>	<div style="border: 1px solid black; padding: 10px;"> <p>Modified Chapter 13 Plan</p> <p>Select any of the following requests that were NOT included with the previous Chapter 13 Plan and are now being added to the amended plan (click Next if none of these requests are included):</p> <ul style="list-style-type: none"> <input type="checkbox"/> Request for assumption of executory contracts and/or unexpired leases [Part 4] <input type="checkbox"/> Request for valuation of security, payment of fully secured claims, and modification of unsecured claims [Parts 5, 6, 7, and 15] <input type="checkbox"/> Request to surrender collateral [Part 13] <input type="checkbox"/> Request for lien avoidance [Part 14] <p><input type="button" value="Next"/> <input type="button" value="Clear"/></p> </div>
<p>7. Select file.</p> <p>Click Next.</p>	<div style="border: 1px solid black; padding: 10px;"> <p>Modified Chapter 13 Plan</p> <hr/> <p>Filename</p> <p><input type="button" value="Choose File"/> No file chosen</p> <p>Attachments to Document: <input checked="" type="radio"/> No <input type="radio"/> Yes</p> <hr/> <p><input type="button" value="Next"/> <input type="button" value="Clear"/></p> </div>

<p>8. Select the correct plan being modified.</p> <p>Click Next.</p>	<p>Modified Chapter 13 Plan</p> <p>Select the appropriate event(s) to which your event relates:</p> <p><input checked="" type="checkbox"/> 05/08/2026 <u>3</u> Chapter 13 Plan. (KRG)</p> <p><input type="button" value="Next"/> <input type="button" value="Clear"/></p>
<p>9. Verify docket text.</p> <p>Click Next.</p>	<p>Modified Chapter 13 Plan</p> <p>Docket Text: Final Text</p> <p>Modified Chapter 13 Plan filed by Gayle Gergich, Jerry Gergich.</p> <p>Attention!! Submitting this screen commits this transaction. You will have no further opportunity to modify this submission if you continue. Have you redacted?</p> <p><input type="button" value="Next"/> <input type="button" value="Clear"/></p>

Modified Chapter 13 Plan and Notice of Confirmation Hearing

<p>1. Post-Petition Events > Plan/Disclosure Statement</p>	<p>Post-Petition Events</p> <ul style="list-style-type: none"> Appeals (bankruptcy) Applications (bankruptcy) Conversions Debtor Certifications Motions (bankruptcy) Motions (Chapter 11 First Day Only) Notices (bankruptcy) Other Case Events <input type="button" value="Plan/Disclosure Statement"/> Response/Objection InBox (new) Call Before Use
---	---

<p>2. Select Modified Chapter 13 Plan and Notice of Confirmation Hearing.</p> <p>Click Next.</p>	<p>Available Events (click to select events)</p> <ul style="list-style-type: none"> Amended Disclosure Statement Chapter 11 Plan Chapter 11 Small Business Plan Chapter 11 Small Business Subchapter V Plan Chapter 12 Plan Chapter 9 Plan Creditor Ballots (Restricted Document) Disclosure Statement Modified Chapter 11 Plan Modified Chapter 11 Small Business Plan Modified Chapter 11 Small Business Subchapter V Plan Modified Chapter 12 Plan Modified Chapter 13 Plan Modified Chapter 13 Plan and Notice of Confirmation Hearing Modified Chapter 9 Plan Notice of Substantial Consummation <p><input type="button" value="Next"/> <input type="button" value="Clear"/></p>
<p>3. Select filing party.</p> <p>Click Next.</p>	<p>Select the Party:</p> <div style="border: 1px solid black; padding: 5px;"> <p>Burrell, Gregory A [Trustee] ▲ Add/Create New Party</p> <p>Gergich, Gayle [Debtor 2]</p> <p>Gergich, Jerry [Debtor 1]</p> <p>US Trustee, [U.S. Trustee]</p> </div> <p><input type="button" value="Next"/> <input type="button" value="Clear"/></p>
<p>4. Select preconfirmation or postconfirmation.</p> <p>Click Next.</p>	<p>Is this a preconfirmation or postconfirmation plan?</p> <p><input checked="" type="radio"/> Preconfirmation</p> <p><input type="radio"/> Postconfirmation</p> <p><input type="button" value="Next"/> <input type="button" value="Clear"/></p>
<p>5. Make selection.</p> <p>Click Next.</p>	<p>Modified Chapter 13 Plan and Notice of Confirmation Hearing</p> <p>This event should be used when filing a modified plan that requires rescheduling the confirmation hearing to allow adequate notice.</p> <div style="border: 1px solid black; padding: 5px;"> <p>Checking the boxes indicates which items are included in this filing.</p> <ul style="list-style-type: none"> • Modified Chapter 13 Plan and Notice of Confirmation Hearing • <input type="checkbox"/> Proof of Service (if required by Local Rule 9036-1(a) for non-filing users) </div> <p><input type="button" value="Next"/> <input type="button" value="Clear"/></p>

<p>6. Select file.</p> <p>Click Next.</p>	
<p>7. Select the appropriate confirmation hearing date from the dropdown menu and judge presets.</p> <p>Click Next.</p>	
<p>8. Select the plan being modified.</p> <p>Click Next.</p>	
<p>9. Verify docket text.</p> <p>Click Next.</p>	