


PROPOSED EXHIBIT LIST OR PROPOSED EXHIBIT DOCUMENTS

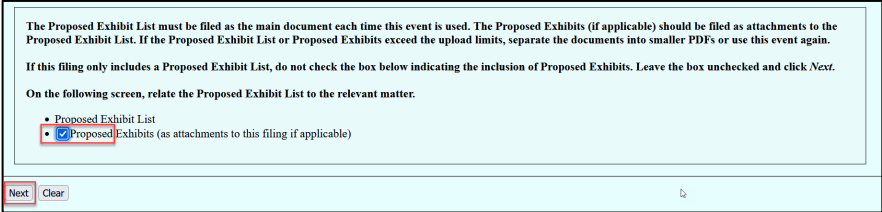
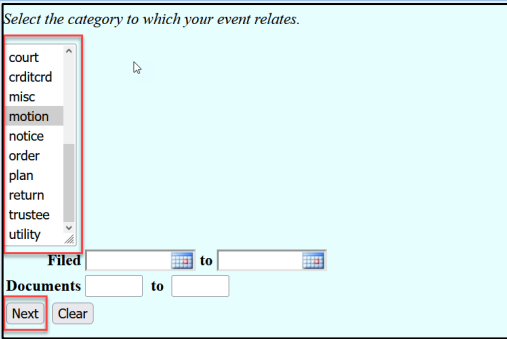
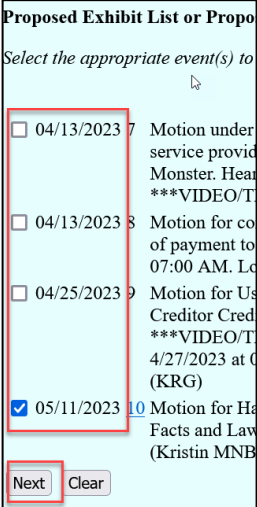
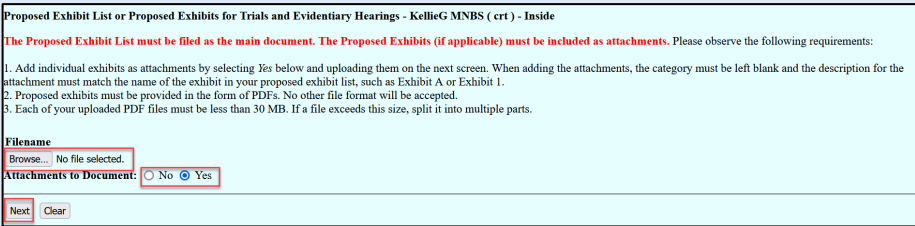
Proposed exhibits and proposed exhibit lists can now be docketed to a case using the following instructions. Please note that these entries will be available to Judges, court employees, and parties of the case.

All proposed exhibits must be accompanied by a proposed exhibit list document.

Proposed Exhibit List or Proposed Exhibits for Trials and Evidentiary Hearings

<p>1. This event is available in CM/ECF under Bankruptcy or Adversary.</p>	
<p>2. Within a Bankruptcy case, the entry can be found under Post-Petition Events.</p> <p>Within an Adversary Case, the entry can be found under Case Events.</p>	<div data-bbox="488 905 911 1262"> <p>Post-Petition Events</p> <ul style="list-style-type: none"> Add creditor to matrix Appeals (bankruptcy) Applications (bankruptcy) Conversions Debtor Certifications Motions (bankruptcy) Motions (Chapter 11 First Day Only) Notices (bankruptcy) Other Case Events Plan/Disclosure Statement </div> <div data-bbox="488 1297 911 1556"> <p>Case Events</p> <ul style="list-style-type: none"> Answers/Objections/Responses... Appeals (adversary) Applications (adversary) Motions (adversary) Notices (adversary) Other AP Events </div>

<p>3. Locate Proposed Exhibit List or Proposed Exhibits for Trials and Evidentiary Hearings.</p> <p>Click Next.</p>	<div data-bbox="488 191 1271 632"> <p>Available Events (click to select events)</p> <ul style="list-style-type: none"> Ombudsman report Operating report Payment chapter 7 filing fee - IFP denied (fee) Payment chapter 7 filing fee installments - IFP denied (fee) Pre-Status Conference Report Presumption of undue hardship Proposed Exhibit List or Proposed Exhibits for Trials and Evidentiary Hearings Proposed findings of fact and conclusions of law Proposed witness list Reaffirmation agreement Reclamation Demand Redemption Agreement Request for no future electronic notices Request to Activate, Update, or Deactivate Debtor Electronic Noticing (DeBN) Request to debtor for copy of tax information Request to keep case open <p>Next Clear</p> </div>
<p>4. Select Party filing.</p> <p>Click Next.</p>	<div data-bbox="488 674 881 1077"> <p>Select the Party:</p> <div data-bbox="500 730 808 1003"> <ul style="list-style-type: none"> Monster, Cook E [Debtor 1] Seaver, Randall L. [Trustee] US Trustee, [U.S. Trustee] </div> <p>Next Clear</p> </div>
<p>5. Select if this is the initial filing or if it is amending a previously filed proposed exhibit list or proposed exhibit documents.</p> <p>Click Next.</p> <p>*Note: if amending documents, see Attorney Guidance Amended Proposed Exhibit Lis or Proposed Exhibit Documents.</p>	<div data-bbox="488 1125 1369 1314"> <p>Proposed Exhibit List or Proposed Exhibits for Trials and Evidentiary Hearings - Attorney, One (aty) - Outside</p> <p>Is this filing amending a previous Proposed Exhibit List or Proposed Exhibit?</p> <p><input type="radio"/> Yes</p> <p><input checked="" type="radio"/> No</p> <p>Next Clear</p> </div>

<p>6. If including proposed exhibit documents with the proposed exhibit list, make the appropriate selection.</p> <p>Click Next.</p>	
<p>7. Relate your proposed exhibit list and proposed exhibit documents to a previously filed entry.</p> <p>Click Next.</p>	
<p>8. Select the correct entry.</p> <p>Click Next.</p>	
<p>9. The main document should be the proposed exhibit list. Attach that document to this screen.</p> <p>If proposed exhibit documents are to be attached, select the button for 'yes'.</p> <p>If no additional documents are to be</p>	

added, select the button for ‘no’ and move forward in the docketing process.

Click Next (skip the next step and proceed to step 11).

10. Add each proposed exhibit to the attachment list.

1. Locate the file
2. Add a description utilizing the exhibit number or letter.
3. Add that attachment to the list.

Repeat steps 1-3 until all attachments have been added.

4. Click Next to move forward in docketing.

Select one or more attachments.

1) Select the PDF document that contains the attachment.

Filename
Browse... Exhibit 3.pdf **1**

2) Fill in the fields below.

Category *and/or* Description **2**

3) Add the filename to the list box below. If you have more attachments, go back to Step 1. When the list of filenames is complete, click on the Next button.

C:\fakepath\Exhibit A.pdf ^
 C:\fakepath\Exhibit B.pdf
 C:\fakepath\Exhibit C.pdf
 C:\fakepath\Exhibit 1.pdf
 C:\fakepath\Exhibit 2.pdf

Add to List **3**
 Remove from List

4
 Next Repeat the "Proposed Exhibit List or Proposed Exhibits for Trials and Evidentiary Hearings" event. 🖋️

11. The docket text will include the main document (proposed exhibit list) and any attachments added.

*Note: Verify the docket text before clicking “Next” as any errors made within document descriptions will appear on the docket entry.

Click Next.

Docket Text: Final Text

Proposed Exhibit List for Trials and Evidentiary Hearings (re:[10] Motion for Hardship Discharge) filed by Cook E Monster. Proposed Exhibits. (Attachments: # (1) Exhibit A # (2) Exhibit B # (3) Exhibit C # (4) Exhibit 1 # (5) Exhibit 2 # (6) Exhibit 3) (Attorney, One)

Attention!! Submitting this screen commits this transaction. You will have no further opportunity to modify this submission if you continue.

Have you redacted?

Next Clear